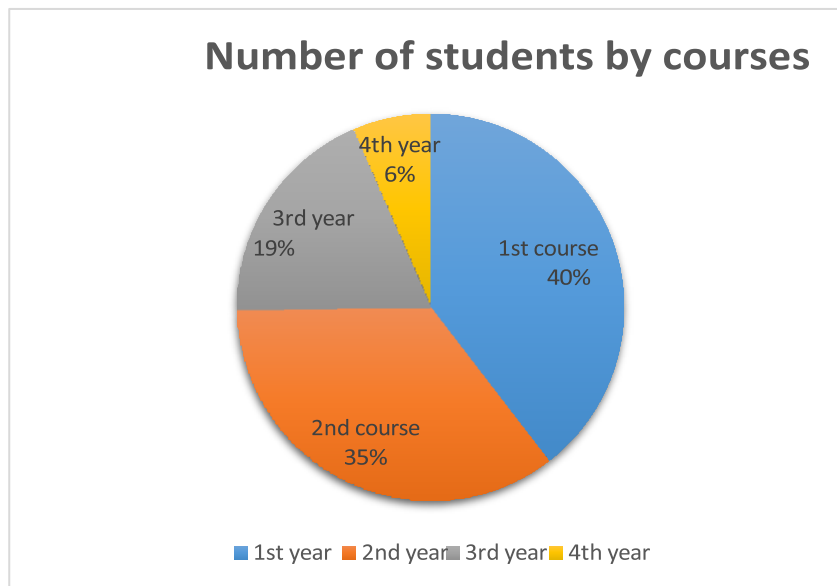


Information Technologies Department

Student Conclusions and Subject of Teaching, Assessment
Questionnaire Survey, date- 05.03.2025-15.04.2025,
Number of students participating in the survey: 230

1. What course do you study?

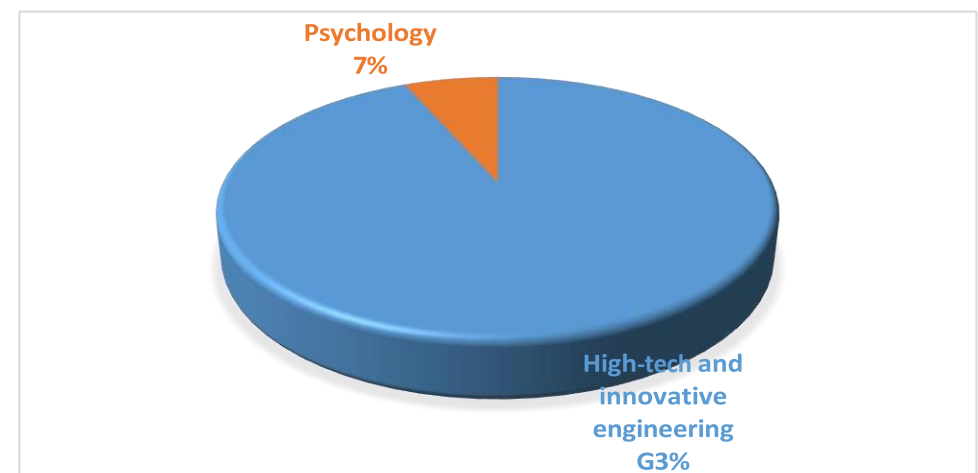
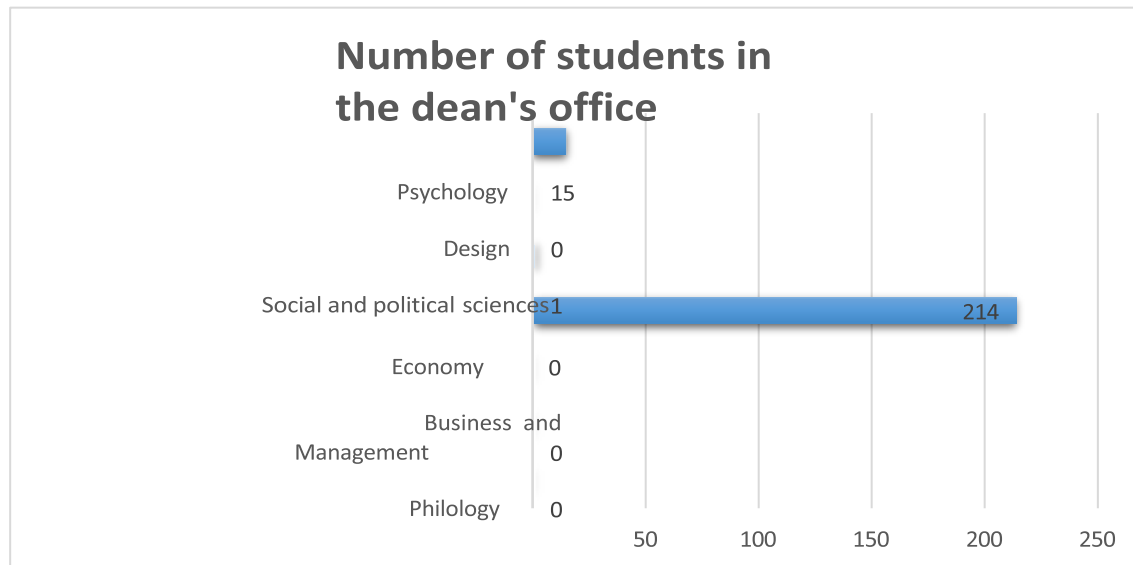


Courses	Student number
1 course	91
2 course	81
3 course	43
4 course	15

This information is intended to determine student participation in courses and to carry out statistical analysis. Answers on each course helps in assessing the effectiveness of teaching.

2. Which school (dean's office) do you study in:

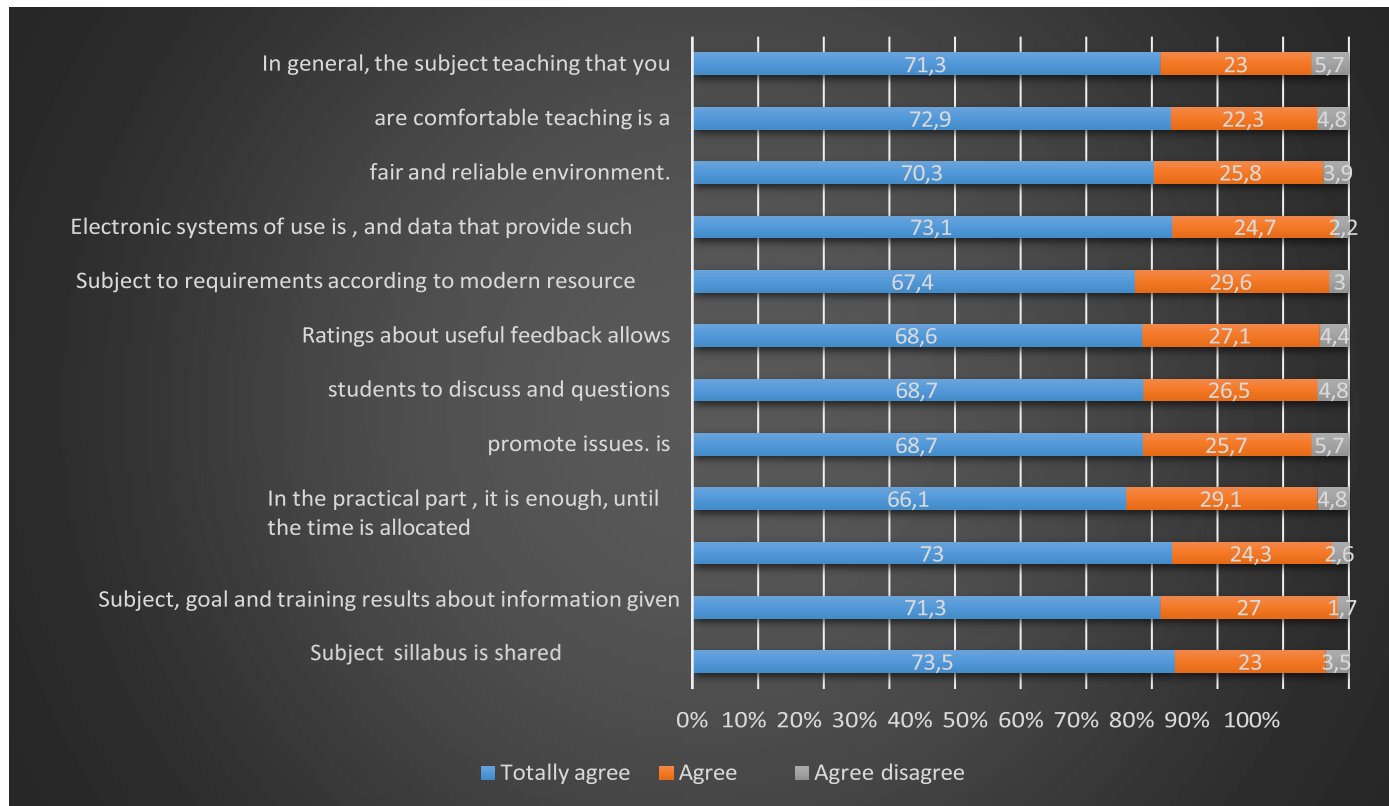
The purpose of the question is to make a comparative analysis of the level of satisfaction by faculties



Assessment Questionnaire on subject teaching

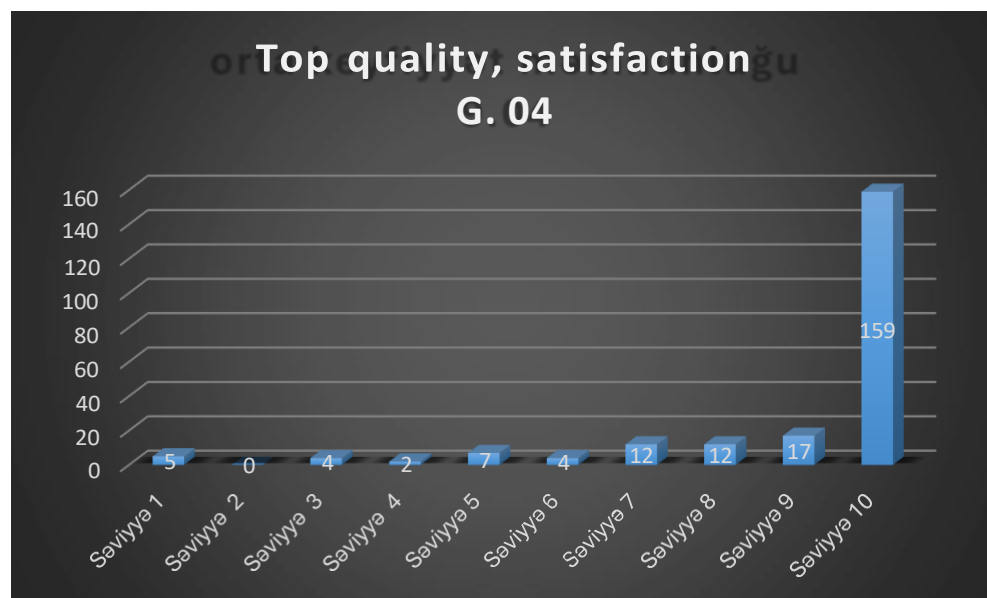
Through this questionnaire, students learn how the teacher conducted the lesson, the style of explanation, preparation, communication skills and teaching materials they express their opinion on its relevance.

The answers are measured by the phrases "I fully agree", "I agree", and "I do not agree".



★4. In conclusion, evaluate your teacher's satisfaction with the quality of teaching on the following scale:

At the end of the survey, students were asked to evaluate the overall teaching quality of teachers on a 10-point scale it was created. This assessment is based on the general impression that the student has throughout the subject.



Information Technology department by secondary school indicator:




9.04 / 10

Students, teachers of the activity **Completely agree.**

Assessment Scale on student opinion (10-point system)







Honey Range	Assessment Range Level	Disclosure level
9 9-10 10	Very high satisfaction	Students, teachers activities fully agree.
7 – 7-8	High satisfaction	Students are generally satisfied
5 – 5-6	Partial satisfaction	Students, thoughts are different, activities are evaluated at an average level.
1 – 1-4	Below satisfaction	Students are mostly dissatisfied

Statistical analysis on quality indicators of Teachers of the Department

Satisfaction Level	Percentage Range	Category	Indicates
Fully Agree with	95%-100%	(Very high satisfaction)	Agree
Agree	75%-94%	(High and medium level of satisfaction)	
Partially agree	50%-74%	(Average satisfaction level)	
Disagree	0%-49%	(Down satisfaction level)	

Teacher, Title, Surname	Participation Survey which student number (230V)	Satisfaction level %	Low satisfaction level (1-10 points)	Questionnaire for teachers performance analysis	Student conclusion
Hajiyeva Rena	34	87.5 %	1 point-1 person, 4 points-1 person, 5 points-1 person		1. She was not a good teacher. 2. I'm happy with everything, thank you very much
Akhmedova Esmira	24	85.8 %	1 point-1 person, 5 points-2 people, 6 points-2		1. I was cut off from the scholarship because of that teacher who is making a separate election God willing, justice will find its place 2. Thank you very much, we are satisfied with everything

			people.		
Mustafayeva (Hajiyeva) Sabina	35	G6. 1 %	6 points-1 person		1. Sabina teacher was the most wonderful teacher who made us love our specialty. 2. The only teacher I have a complaint about is Durdane teacher who taught us Social Engineering. 3. Hoping that she will teach us again 4. She is a very knowledgeable and demanding teacher. 5. She is a very good and my favorite teacher

Aliyev Samir	14	90.7%	3 points-1 person		1. Teacher Gulnar teaches us the subject of application of information technologies in biology and teaches very well. I took a course on the application of information technologies. She explains it better than the course. In addition, she notes the questions that will be on the master's exams in computer science.
Bayramova Sema	- 38	95.9%	1 point-1 person, 5 points-1 person		1. The teacher teaches a very clear and interesting lesson 2. Teacher Sema is very excellent, whoever found her is a godsend 3. She is a very nice teacher 4. She does not share the materials with us 5. The teacher makes the students (us) love her lesson 6. She is a very great teacher, I completely agree 7. She is one of the most valuable teachers at her university.
Asgarov Shahlar	2	90%	-		-
Aliyev Goshgar	22	81.9%	1 point-2 people, 3 points-1 person		1. He is a very good teacher.
Rzaguliyev Alikhan	16	95%	-		1.The lesson is excellent
Tagiyeva Dilara	33	96%	4 med-1 person, 5 med-1 person		1. She is a very good teacher. Hopefully she will be our teacher for one semester. These are the things I remember from college. I had a very valuable teacher at that time. If there is a good teacher at this university, it is this teacher. 2. Dilara Khanim is the best 3. She is a good teacher and teaches well
Muradov Gurban	12	68.3%	3 points-2 people, 5 points-2 people, 6 points-1 person		.-

Final Result:

According to the results of the survey, the vast majority of teachers expressed high satisfaction with the activities provided. This means a high satisfaction level of 90% overall. Only 1 person (10%) answered “Partially agree”, and no student chose the option “Disagree”.

